

READING BRANDS AND THEIR LOCATIONS

The white pages in this book contain the cattle and horse brands. The tan pages contain the sheep and goat brands. Alternatives and Exemptions are listed in the tan section after sheep and goat brands. There is a name and/or brand title index in alphabetical order at the end of the book. Brands in both sections of this book are arranged as follows: first, letters A to Z; second, figures 2 to 9; and third, alphabetized symbols and characters.

A brand is filed based upon its first letter or character. Brands are read from left to right, top to bottom, or outside to inside.

Brands that contain letters, numbers or characters having rafters, quarter circles, or bars above or below are listed under the letter, number or character category. Circles have been placed together with the letter "O", and the figure "1" (including the number 1) is found under the letter "I".

The following abbreviations are used for listing the locations of brands on livestock:

L - refers to the left side of the animal.

R - refers to the right side of the animal.

H = Hip R = Rib S = Shoulder N = Neck J = Jaw

C = Cattle H = Horses

Examples of Combinations:

<u>LHC</u>	Left hip cattle	<u>RHC</u>	Right hip cattle
<u>RSH</u>	Right shoulder horses	<u>LRC</u>	Left rib cattle
<u>LSHC</u>	Left shoulder hip cattle	<u>LHH</u>	Left hip horses

Sheep brand locations are listed like the following:

<u>LS</u>	Left shoulder	Rump
<u>LR</u>	Left rib	Back
<u>LH</u>	Left hip	

BRAND EXAMPLES



A Bar B stacked



**6 3 running
Slash lower left**



**Slash upper left
Hat**



**D Diamond running
Slash lower right**



**I lazy J Right Parenthesis
running**



**K Slash L
¾ stacked**



Circle P over Rocker



**5 reverse R
reverse ¾ stacked**



**Crutch up Crutch
down**



**5 tumbling R
running**

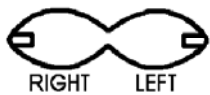


**Rafter over
J Z running**

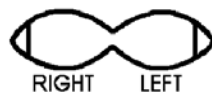
EARMARK EXAMPLES

Earmarks are not required with a brand registration; however, if you do use them, they must be applied legally and must be indicated on your registration. Earmarks can be used as below or any combination of the examples given, with the exception of the illegal marks.

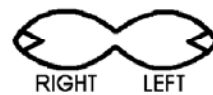
Steeple Fork



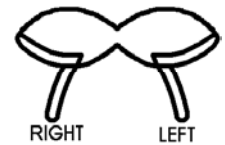
Crop



Swallow Fork



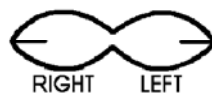
Shoestring



Over Bit



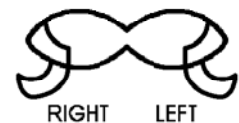
Split



Under Half Crop



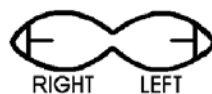
Jingle Bob



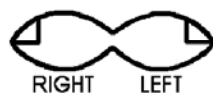
Under Bit



Crop Split



Over Half Crop



Illegal



When using this book please bear in mind that brands may be read or described differently by different people. So, if you are having trouble finding a certain brand, look for it under other letters or characters that are similar in design.

CHARACTER CATEGORIES

This is a listing of the various symbols and character categories in order as they appear

ADDITIONS:

BARS
CURVED BARS
CURLY BRACKETS
QUARTER CIRCLES
PARENTHESES
RAFTERS
ROCKERS

ANIMALS:

BEARS
BIRDS
BUFFALO
DEER
FISH
HORSES
INSECTS
RABBITS
SHEEP
TURTLE
UDDER

BOXES:

OPEN(STAPLES)
WHOLE

CANES:

SINGLE CANES
DOUBLE CANES

CROSSES

CRUTCHES:

SINGLE CRUTCHES
DOUBLE CRUTCHES

DIAMONDS

DISHES:

BOTTLES
COFFEE POTS
CUPS
LADLES
PANS
VASES
WINE GLASSES

FOOD:

ACORNS
APPLES
BEANS
BONES

CARROTS
CHILE
MUSHROOMS
PEARS
SNOW CONES

GENERAL TOPICS:

BELLS
CHAIRS
CLOTHES HANGERS
COFFINS
CROWNS
EYES
FLAGS
GHOSTS
GRAVES
GUNS
HANDBAGS
HATS
HEADS
HOCKEY STICK
HORNS
HORSE BITS
HOUSES
KEYS
KEYHOLES
KITES
MITTENS
MUSIC NOTES
PAINT BRUSHES
PEOPLE
PIPES
SAFETY PINS
SHIELDS
SHOES & BOOTS
SPACE SHIPS
SPURS
TEEPEES

HEARTS

IMPLEMENTS:

ANVILS
AXES
HAY FORKS
LADDERS
SCISSORS
SHOVELS
SPOOLS
SWORDS

MILL IRON:

HALF
QUESTION MARK
WHOLE

NATURE:

CACTI
FLEUR DE LIS
FLOWERS
LEAVES
MOUNTAINS
RIVERS
TREES

OMEGAS

HORSESHOES

SKY:

CLOUDS
LIGHTNING
MOON
STARS
SUN

SPEARS:

REGULAR
ARROWHEADS

STATES

SYMBOLS:

AMPERSAND
CENT
CHECKMARKS
DOLLAR
NUMBER
PERCENT
PI
ZIA

TRACKS:

BEAR
HORSE
PEOPLE
TURKEY

TRIANGLES